

**TODAY'S MARKET REVIEW**

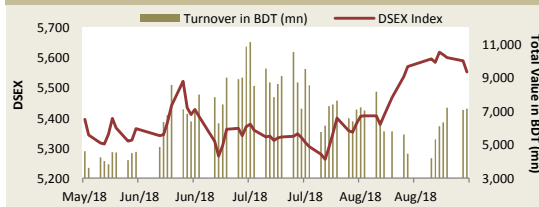
The benchmark index of the premier bourse observed sharp correction as investors continued their profit booking. Investors went for selling of shares from the beginning of the session and without major oscillation it continued till the closure. Textile, bank, mutual fund and fuel & power sectors' stock observed liquidation, which pushed down the prime index by 37.5 points. However, paper & telecom sectors observed buoyancy. Total turnover has remained flat as some of the investors adopted 'wait and see' stance. Top ten traded stocks captured around 37.8% of the day's total turnover where the power sector's stock, KPCL continued to dominate the top turnover list with 9.1% of day's total turnover. At the days end, the DSEX, DSES and DS30 lost -37.6 points, -3.4 points and -9.3 points respectively to their previous day's level.

The major sectors witnessed correction today. Among the major sectors based on market capitalization -textile (-1.6%), bank (-1.5%) and mutual fund (-1.2%) sectors witnessed price correction while paper (4.0%) and telecom (0.5%) sectors achieved price appreciation in the day's session. The investors' activity was mostly centered on fuel & power (17.4%), engineering (14.3%) and pharmaceutical (13.2%) sectors while KPCL (9.1%), SQRPHARMA (7.5%) and CONFIDCEM (3.8%) led the scrip wise turnover board today.

The port city bourse CSE decreased by 133.59 points in its broad based index - CASPI.

**TODAY'S MARKET SUMMARY**

	Today	Yesterday	Change	%
DSEX	5,553	5,590	(37.6)	-0.7%
DS30	1,950	1,960	(9.3)	-0.5%
DSES	1,271	1,274	(3.4)	-0.3%
Market Cap (BDT bn)	3,953	3,967	(14.4)	-0.4%
Turnover (BDT mn)	7,170	7,079	90.9	1.3%
Volume (mn)	170	184	(13.7)	-7.5%
No of Issues Advanced	64	88		
No of Issues Declined	228	205		
Issues Unchanged	42	41		
Market Trailing P/E	16.1	16.2		
Market Forward P/E	15.7	15.7		

**3-MONTHS MARKET MOVEMENT**

**UPCOMING DIVIDENDS/ RIGHTS OFFERINGS**

Ticker	Record Date	Date of AGM	Declaration
APEXTANRY	12-Sep-17	8-Oct-17	40% C
DSSL	13-Sep-17	12-Nov-17	5% C & 20% B
ICBAGRANI1	10-Sep-17	-	5.5% C
ICBAMCL2ND	10-Sep-17	-	6% C
ICBSONALI1	10-Sep-17	-	7% C
IFILISLMF1	10-Sep-17	-	9% C
PRIME1ICBA	10-Sep-17	-	7% C
RELIANCE1	12-Sep-17	-	11% C
UPGDCL	6-Sep-17	30-Oct-18	90% C & 20% B

**ONGOING/ UPCOMING IPOs**

Name	Subs. Open	Subs. Close	Offer Price (BDT)
Kattali Textile	28-Aug-18	13-Sep-18	10.0

**TODAY'S WORLD STOCK INDICES**

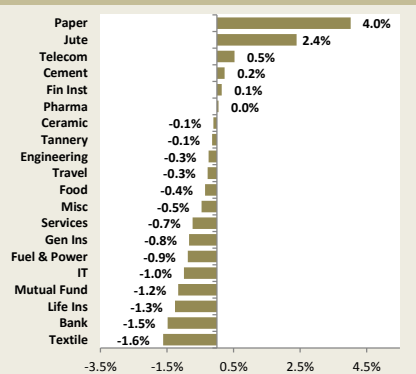
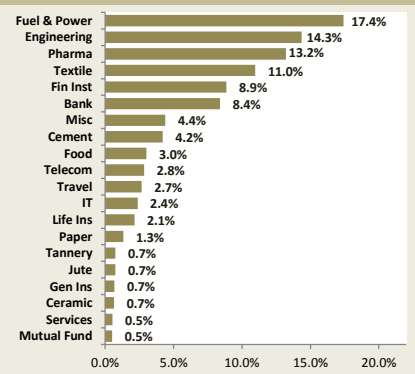
	Value	Change	% Change
DJIA (USA)	25,964.82	-22.10	-0.09%
FTSE 100 (UK)	7,502.54	-2.06	-0.03%
SENSEX (India)	38,195.23	-117.29	-0.31%
STI (Singapore)	3,206.21	-0.99	-0.03%
Nikkei 225 (Japan)	22,696.90	-10.48	-0.05%

Website: [www.ilslbd.com](http://www.ilslbd.com)

E-mail: [securities@ilslbd.com](mailto:securities@ilslbd.com)

**TODAY'S SECTOR MOVEMENT**

Sector	Return	Turnover	% Turnover	% of M.Cap	Trailing P/E	Forward P/E	Price/BV
Bank	-1.5%	602.3	8.4%	17.8%	9.1	10.2	1.0
Cement	0.2%	301.9	4.2%	3.4%	33.9	36.7	3.2
Ceramic	-0.1%	46.8	0.7%	0.8%	26.0	29.7	2.0
Engineering	-0.3%	1,028.3	14.3%	6.0%	22.3	18.8	1.9
Financial Institutions	0.1%	635.3	8.9%	6.3%	14.3	18.5	1.9
Food & Allied	-0.4%	216.4	3.0%	7.6%	26.2	18.4	6.7
Fuel & Power	-0.9%	1,248.0	17.4%	13.4%	15.7	15.2	1.8
General Insurance	-0.8%	47.8	0.7%	1.1%	11.3	10.2	0.8
IT	-1.0%	170.1	2.4%	0.5%	27.5	20.2	2.3
Jute	2.4%	53.4	0.7%	0.1%	110.6	345.3	2.3
Life Insurance	-1.3%	153.1	2.1%	1.4%	-	-	-
Miscellaneous	-0.5%	315.0	4.4%	3.1%	19.7	21.4	1.2
Mutual Fund	-0.4%	36.4	0.5%	1.2%	7.6	8.8	18.5
Paper & Printing	4.0%	95.8	1.3%	0.7%	-	55.8	2.7
Pharma. & Chemicals	0.0%	946.3	13.2%	14.8%	19.8	17.9	2.6
Services & Real Estate	-0.7%	38.0	0.5%	0.6%	16.0	16.4	1.2
Tannery	-0.1%	53.5	0.7%	0.8%	19.3	16.8	2.7
Telecommunication	0.5%	203.9	2.8%	15.9%	19.5	15.7	11.4
Textile	-1.6%	786.6	11.0%	3.8%	20.5	18.7	1.1
Travel & Leisure	-0.3%	191.2	2.7%	0.7%	39.6	31.1	0.7

**Sector Return**

**Turnover Distribution**

**TOP GAINERS**

Ticker	Price (BDT)	Change**	Forward P/E*
BSCCL	108.5	9.9%	581.3
NHFIL	82.1	9.9%	37.0
INTECH	39.9	8.4%	136.0
NAHEEACP	65.8	8.2%	20.7
NORTHERN	371.3	6.1%	n/a
IPDC	44.7	5.9%	28.7
GLOBALINS	14.3	5.1%	15.9
KPCL	88.4	5.1%	16.9
MEGHNACEM	98.8	5.0%	58.3
KEYACOSMET	8.7	4.8%	3.3

**TOP LOSERS**

Ticker	Price (BDT)	Change**	Forward P/E*
SAVAREFR	86.5	-9.9%	n/a
TOSRIFA	24.2	-9.4%	35.6
MEGCONMILK	13.2	-8.3%	n/a
ZEALBANGLA	33.4	-6.2%	n/a
SHYAMPSUG	23.4	-6.0%	n/a
SAIHAMTEX	33.3	-5.9%	30.1
ANLIMAYARN	32.1	-5.9%	53.5
RDFOOD	21.0	-5.8%	31.5
STANCERAM	124.9	-5.5%	173.5
REGENTEX	22.7	-5.4%	21.6

**TOP TURNOVER° (BDT mn)**

Ticker	Price (BDT)	Turnover	% Turnover
KPCL	88.4	654.4	9.1%
SQRPHARMA	277.7	535.8	7.5%
CONFIDCEM	200.9	272.1	3.8%
BBSCABLES	120.1	242.3	3.4%
NAHEEACP	65.8	197.3	2.8%
UPGDCL	361.9	193.9	2.7%
AMANFEED	72.7	159.7	2.2%
BSCCL	108.5	155.1	2.2%
NHFIL	82.1	153.4	2.1%
IPDC	44.7	143.5	2.0%

**TOP MKT CAP (BDT mn)**

Ticker	Price (BDT)	M. Cap	% M.Cap
GP	387.8	523,646	15.4%
SQRPHARMA	277.7	204,774	6.0%
BATBC	3,327.3	199,638	5.9%
UPGDCL	361.9	144,485	4.2%
ICB	138.2	91,827	2.7%
RENATA	1,230.0	86,138	2.5%
BRACBANK	76.0	83,386	2.4%
LHBL	52.7	61,204	1.8%
BERGERPBL	1,249.8	57,963	1.7%
SUMITPOWER	40.0	42,715	1.3%

Source: DSE, <http://www.dsebd.org>; <http://www.bloomberg.com>; ILSL Research Team

\* Based on current outstanding no. of shares; \*\*No. of shares adjusted on record date; °Turnover includes block trade

**Disclaimer:** This document has been prepared by International Leasing Securities Limited (ILSL) for information only of its clients on the basis of the publicly available information in the market and own research. This document has been prepared for information purpose only and does not solicit any action based on the material contained herein and should not be construed as an offer or solicitation to buy or sell or subscribe to any security. Neither ILSL nor any of its directors, shareholders, member of the management or employee represents or warrants expressly or impliedly that the information or data of the sources used in the documents are genuine, accurate, complete, authentic and correct. However all reasonable care has been taken to ensure the accuracy of the contents of this document. ILSL will not take any responsibility for any decisions made by investors based on the information herein.